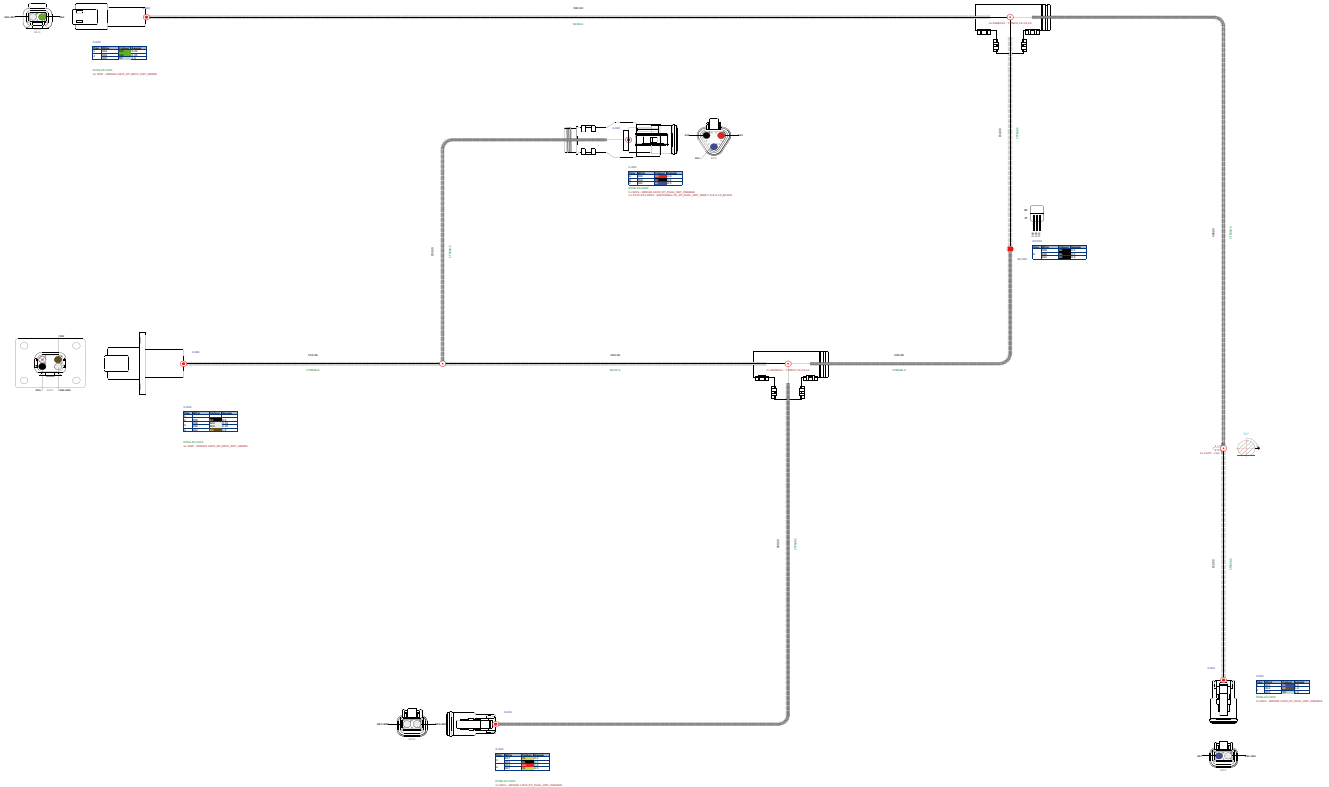


CLouDBASED FORMBOARD LAYOUT





COMPREHENSIVE FORMBOARD LAYOUT FOR MANUFACTURE

Arcadia Formboard is part of the Arcadia Manufacturing suite and enables manufacturers to automatically Full-Scale and manipulate harness drawings to fit a physical build area.

Manufacturers can use Formboard to plan their tooling and add elements such as board clips, nails/fixtures and test connectors to their layout with ease.

Start manufacturing with the Arcadia Advantage today!





FEATURES

Supports Rapid-Tooling systems such as Quick-Build

No Need to Re-draw Harness Layout

Automatic Wire Colour Spot Highlighting

Independent Profile Configurations

Configurable Wire/Cavity Table Columns

Fully integrated with Arcadia Harness

Create Formboard Tooling Libraries for Quick Re-use

Automatic Full-Scale Drawing Generation

CREATE FORMBOARDS AUTOMATICALLY FROM DRAWINGS

Arcadia Formboards can be easily resynchronised to customer drawings without the need to re-draw the layout when customers make updates and revision changes. Simulation and analysis tools built-in.

ARCADIA FORMBOARD BENEFITS

Arcadia Formboard output can be used for paperless digital manufacturing using projectors & screens as well as traditional methods.

ADVANCED FEATURES



Advanced Layout Tools

Easily add bends and automatically radius bundle bends to fit the build area and automatically enlarge to scale.



Manufacturing Reports

Manufacturing reports are included with an Arcadia Formboard these can be generated to give drawing locations for all BOM parts required to manufacture your harness.



Rapid Tooling

Zone locations can be configured for rapid tooling such as magnetic board mounts and perforated steel build boards. This allows the set-up technician to install components easily when setting up the formboard.